

Zoning Board of Adjustment

City of Millville

April 1, 2021

1. Open Public Meeting Act Statement Of Conformance-COVID-19

1. Open Public Meetings Act Statement of Conformance:

"This meeting is being conducted by teleconference due to the COVID-19 PANDEMIC. Governor Murphy has declared a state of emergency via Executive Order 103 in response to the coronavirus outbreak. Executive Order 107 institutes various restrictions on public places and gatherings. As such, was advertised, posted, and made available to the public to attend and provide public comment during the public portion of the meeting in accordance with the Open Public Meetings Act, Chapter 231, Public Laws of 1975, as required by Statute. The secretary is directed to include a statement in the minutes of this meeting."

Please join the meeting from your computer, tablet or smartphone using the following URL or access phone number:

From your computer, tablet or smartphone.

<HTTPS://GLOBAL.GOTOMEETING.COM/JOIN/866924965>

Using your phone.

United States: +1 (224) 501-3412

Access Code: 866-924-965

New to GoToMeeting? Get the app now and be ready when your first meeting starts: <HTTPS://GLOBAL.GOTOMEETING.COM/INSTALL/866924965>

When the hearing is opened to the public you may comment or by agent or attorney and present any objections which you may have to the granting of the relief sought in the petition. Be sure to review any updated information, described maps and papers prior to the meeting on the municipal website at <HTTP://WWW.MILLVILLE.NJ.GOV/313/ZONING> for viewing. If a member of the public does not have access to a computer, please contact Kristine Klawitter, Board Secretary, to make arrangements to access plans noted below at (856) 825-7000 ext. 7288 or KRISTINE.KLAWITTER@MILLVILLE.NJ.GOV.

2. ROLL CALL

John Worthington, Chairman	(12/31/22)
Robert Conner, Vice-Chairperson	(12/31/21)
Veronica Chainey	(12/31/22)
Pauline Velez	(12/31/24)
George LaTore	(12/31/22)
Timothy Carty	(02/07/21)
Sheila Roselle	(12/19/21)
Alt. 1	(08/01/21)
Sharleen Johnson, Alt. 2	(01/02/22)
Vacant, Alt. 3	(01/02/19)

3. MINUTES OF THE PREVIOUS MEETING

3.1. MINUTES OF THE PREVIOUS MEETING

4. CORRESPONDENCE

5. PRESENTATIONS

5.1. Hendricks House Video Demo

Documents:

[2021 INTRODUCED BUDGET.PDF](#)

6. RESOLUTIONS

7. APPLICATIONS

8. OTHER BUSINESS

9. ADJOURNMENT

City of Millville

Calendar Year 2021 Budget

January 1, 2021 -
December 31, 2021

Michael Santiago – Mayor –
Commissioner of Public Works

W. James Parent – Vice Mayor -
Commissioner of Revenue & Finance

Ashleigh Udalovas – Commissioner of
Public Affairs

Joseph Pepitone – Commissioner of
Public Safety

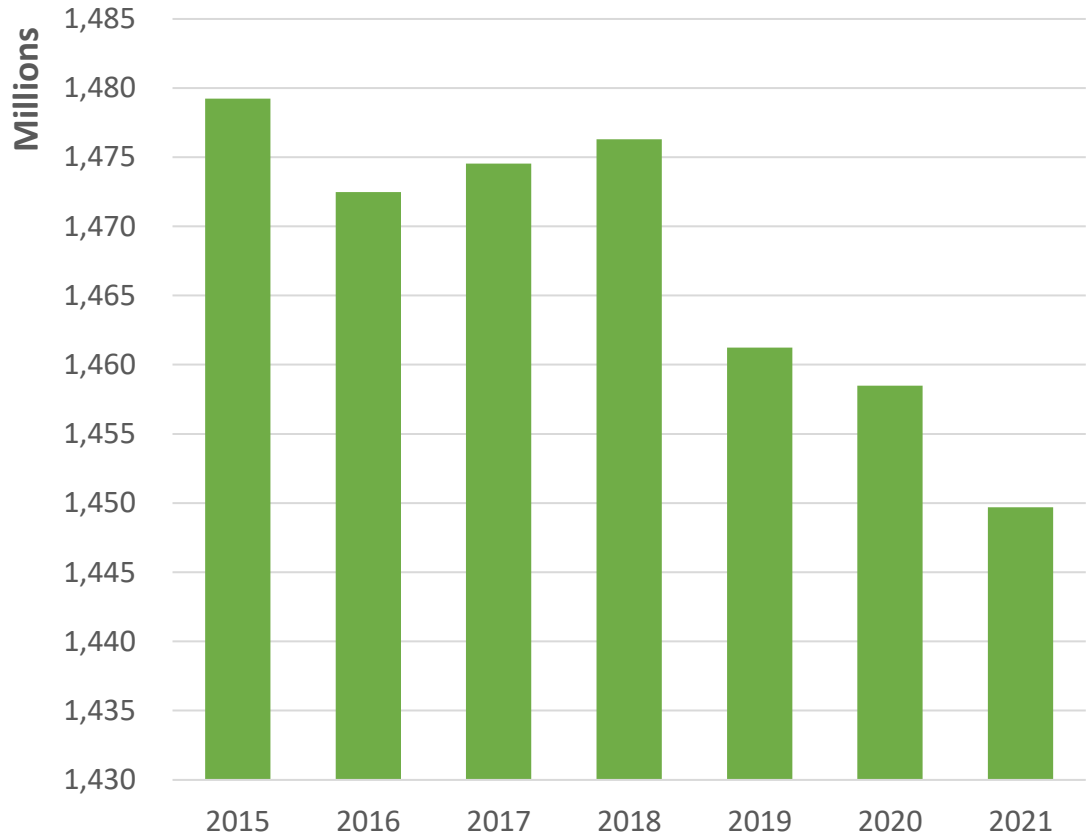
Bruce Cooper – Commissioner of
Parks & Public Property

Net Valuation Taxable

TOTAL RATABLES

- **2015** **1,479,230,171****
- **2016** **1,472,483,710**
- **2017** **1,474,534,621**
- **2018** **1,476,288,126**
- **2019** **1,461,227,347**
- **2020** **1,458,480,483**
- **2021** **1,449,695,922**

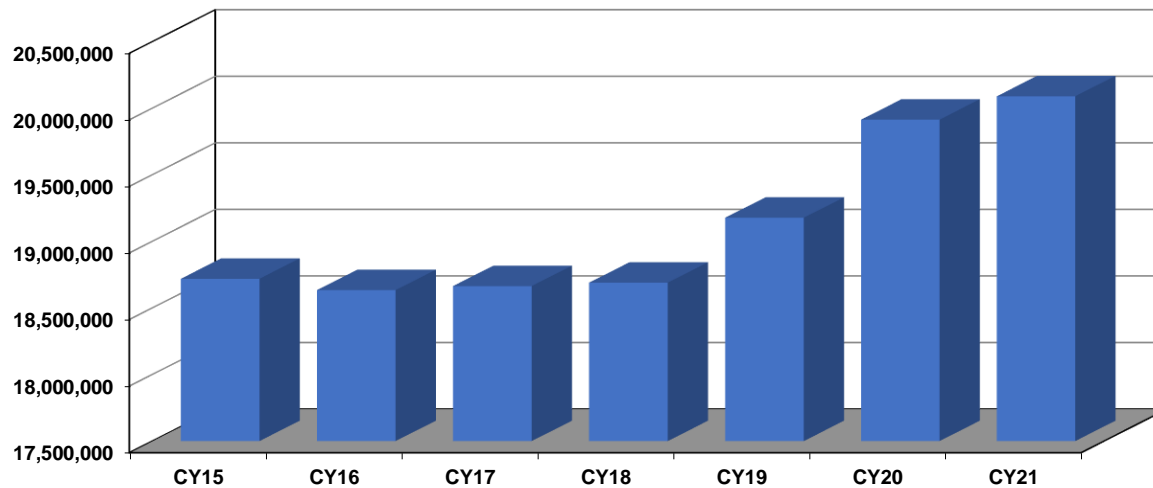
**** -Includes RAD**



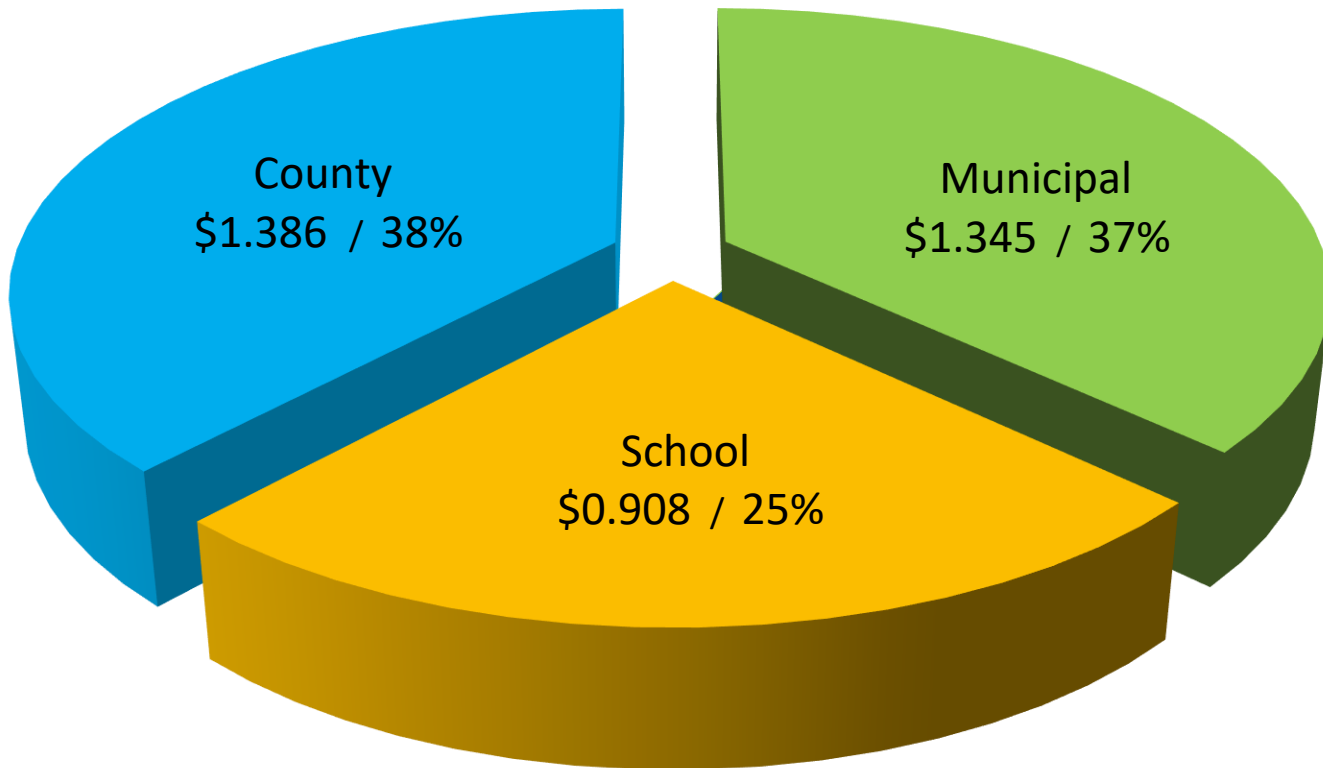
2021 vs 2020 : (8.784M) or (0.602%) NVT Decrease
2021 vs 2018 : (26.592M) or (1.801%) NVT Decrease
2021 vs 2015 : (29.534M) or (1.997%) NVT Decrease

PROPERTY TAX FOR SUPPORT OF BUDGET (Estimated)

<u>YEAR</u>	<u>LEVY</u>	<u>CY RATE</u>
2015	\$18,719,052.70	\$ 1.26
2016	\$18,634,053.00	\$ 1.26
2017	\$18,664,053.00	\$ 1.26
2018	\$18,669,053.00	\$ 1.26
2019	\$19,177,721.00	\$ 1.31
2020	\$19,914,244.89	\$ 1.36
2021	\$20,090,000.00	\$ 1.38

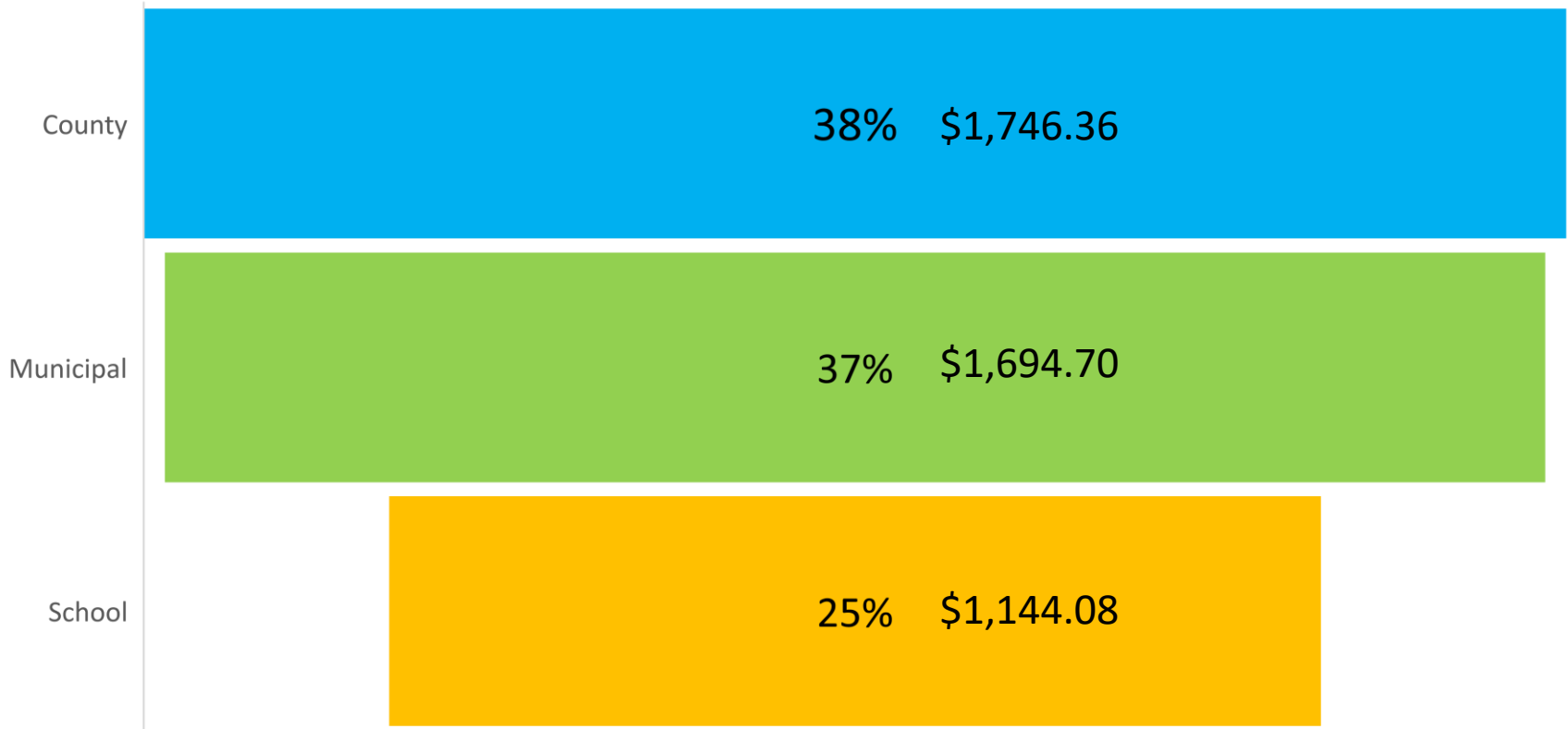


2021 Tax Rate Breakdown (estimated)



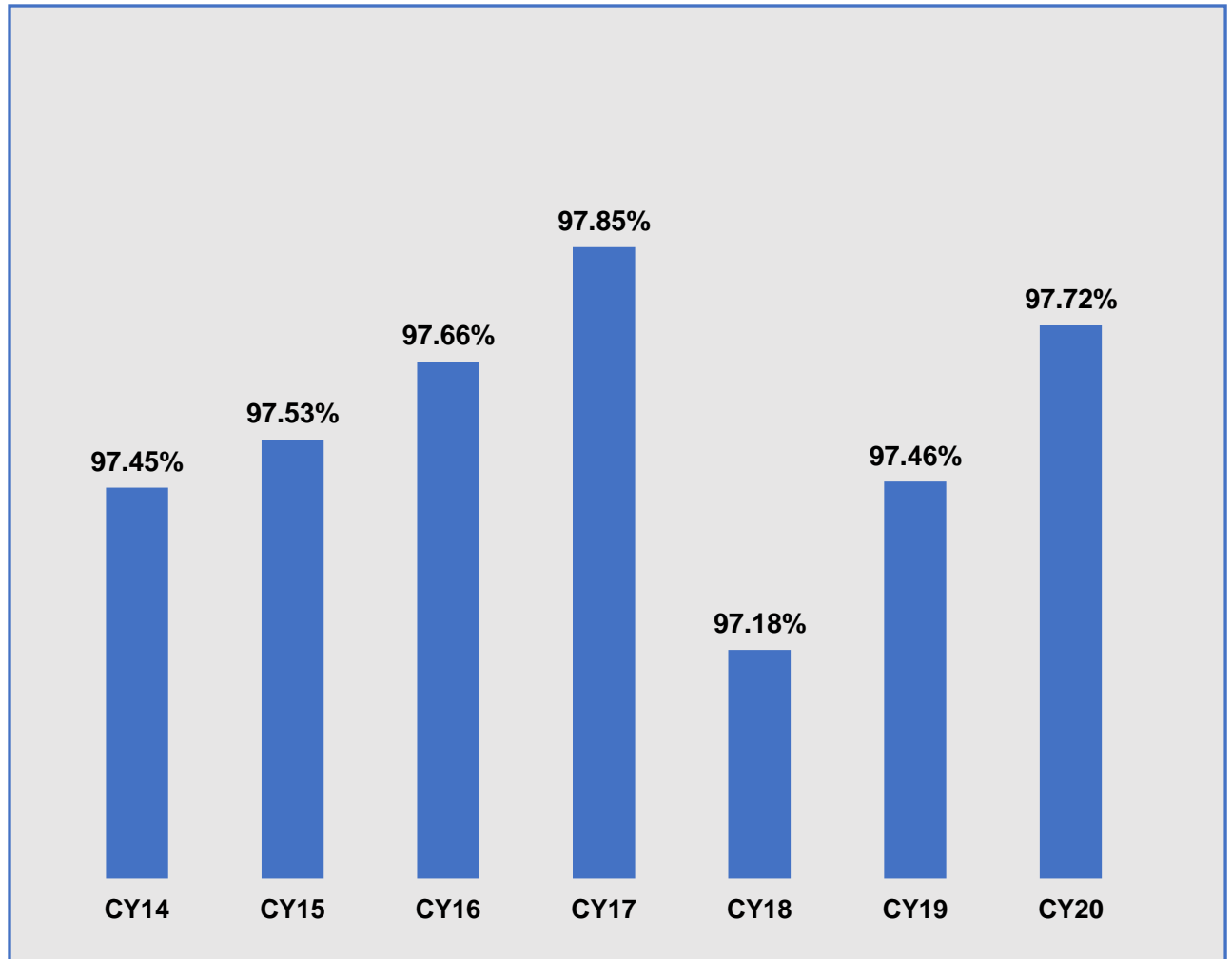
Average Tax Rate Comparison Assessed Value \$126,000 (estimated)

\$4,585.14 Total Estimated Annual Taxes



Percentage of Tax Collections

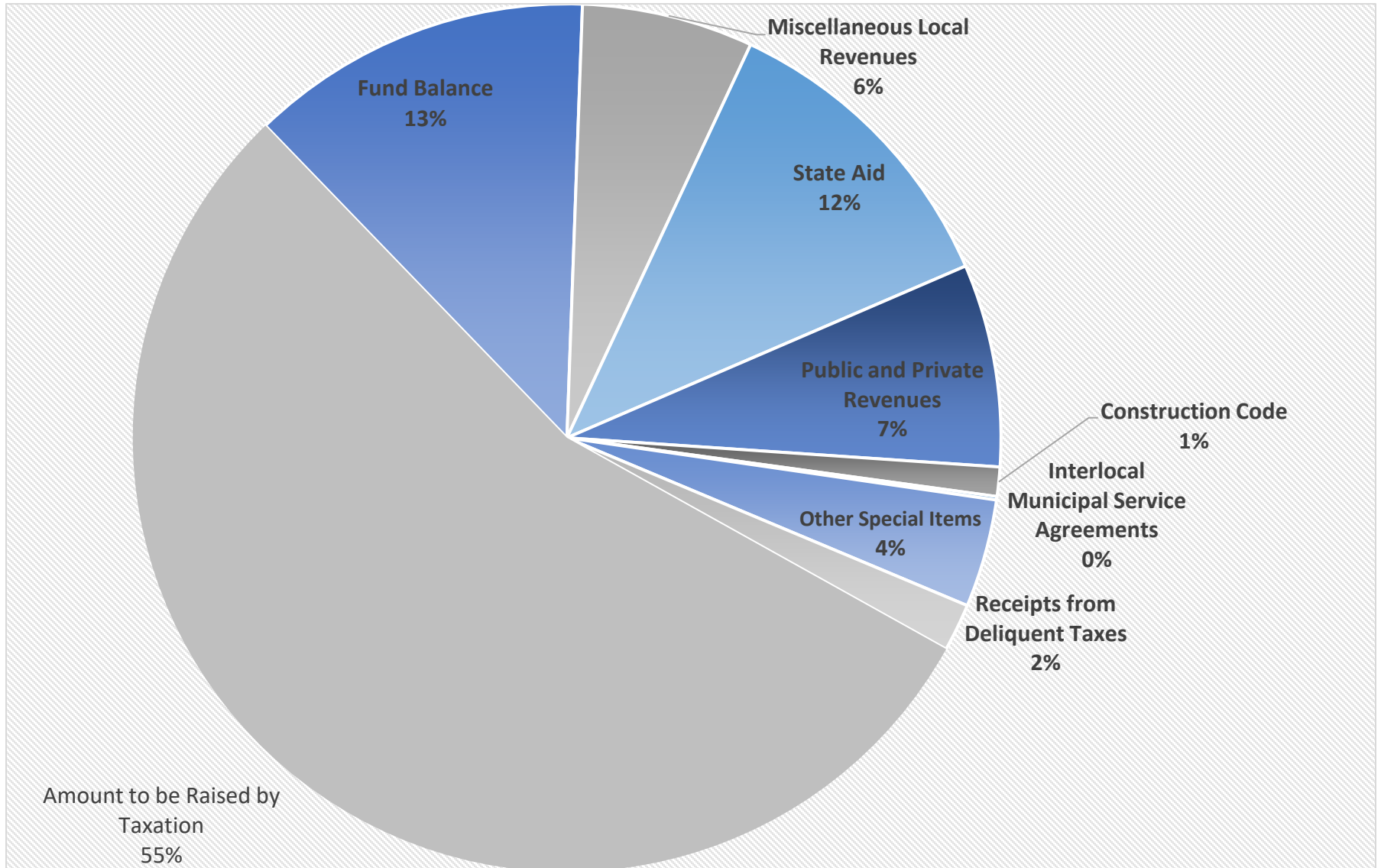
❖ CY14	97.45%
❖ CY15	97.53%
❖ CY16	97.66%
❖ CY17	97.85%
❖ CY18	97.18%
❖ CY19	97.46%
❖ CY20	97.72%



Budget Revenues

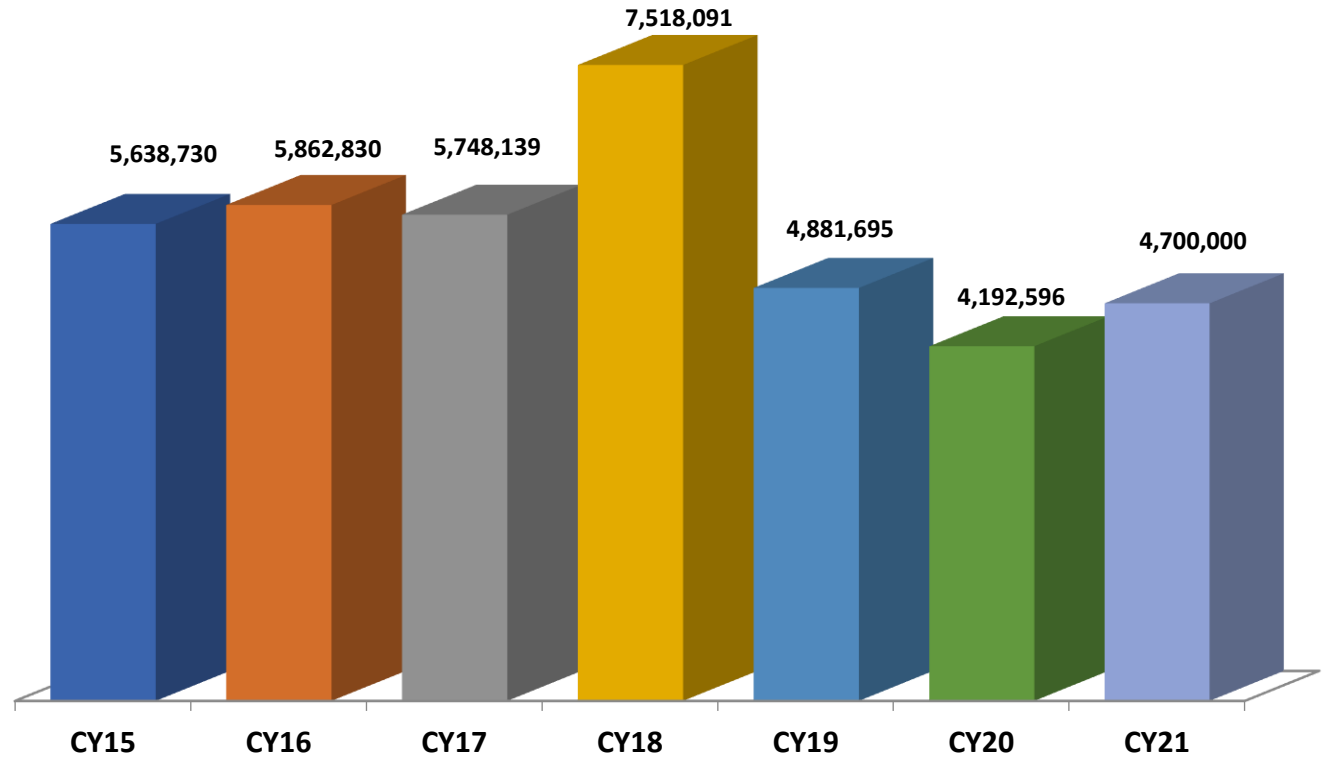
Summary of Revenues		2021	2020
Surplus Anticipated		4,700,000.00	4,192,596.00
Surplus Anticipated with Prior Written Consent of Director of Local Government Services		-	-
Miscellaneous Revenues:			
	Local Revenues	2,773,180.00	2,345,180.00
	State Aid Without Offsetting Appropriations	4,249,725.00	4,249,725.00
	Dedicated Uniform Construction Code Fees Offset with Appropriations	400,000.00	450,000.00
	Special Items of General Revenue Anticipated with Prior Written Consent of Director of Local Government Services - Shared Service Agree	48,000.00	48,000.00
	Special Items of General Revenue Anticipated with Prior Written Consent of Director of Local Government Services - Additional Revenues	-	-
	Special Items of General Revenue Anticipated with Prior Written Consent of Director of Local Government Services - Public and Private Re	-	1,470,595.19
	Special Items of General Revenue Anticipated with Prior Written Consent of Director of Local Government Services - Other Special Items	1,478,928.00	1,659,846.00
	Total Miscellaneous Revenues	8,949,833.00	10,223,346.19
Receipts from Delinquent Taxes		652,000.00	652,000.00
Subtotal General Revenues (Items 1, 2, 3 and 4)		14,301,833.00	15,067,942.19
Amount to be Raised by Taxes for Support of Municipal Budget:			
a)	Local Tax for Municipal Purposes Including Reserve for Uncollected Taxes	20,090,000.00	19,914,244.89
b)	Addition to Local District School Tax	-	-
c)	Minimum Library Tax	-	-
	Total Amount to be Raised by Taxes for Support of Municipal Budget	20,090,000.00	19,914,244.89
Total General Revenues		34,391,833.00	34,982,187.08

2021 Budget Revenues

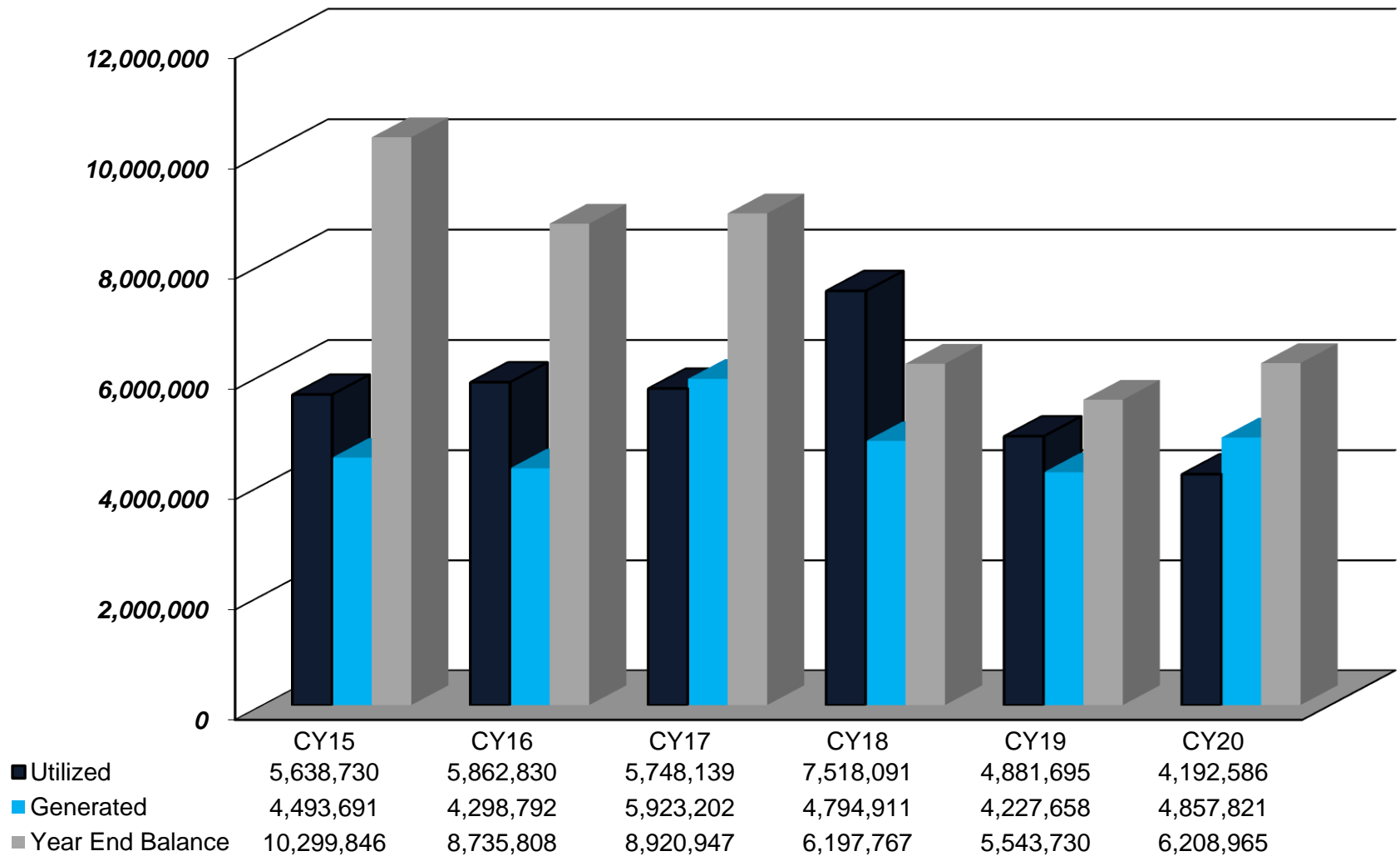


Percentage of Surplus Utilized

❖ CY14	49.27%
❖ CY15	56.92%
❖ CY16	65.80%
❖ CY17	84.27%
❖ CY18	78.77%
❖ CY19	75.63%
❖ CY20	75.70%



Surplus Utilized vs. Generated



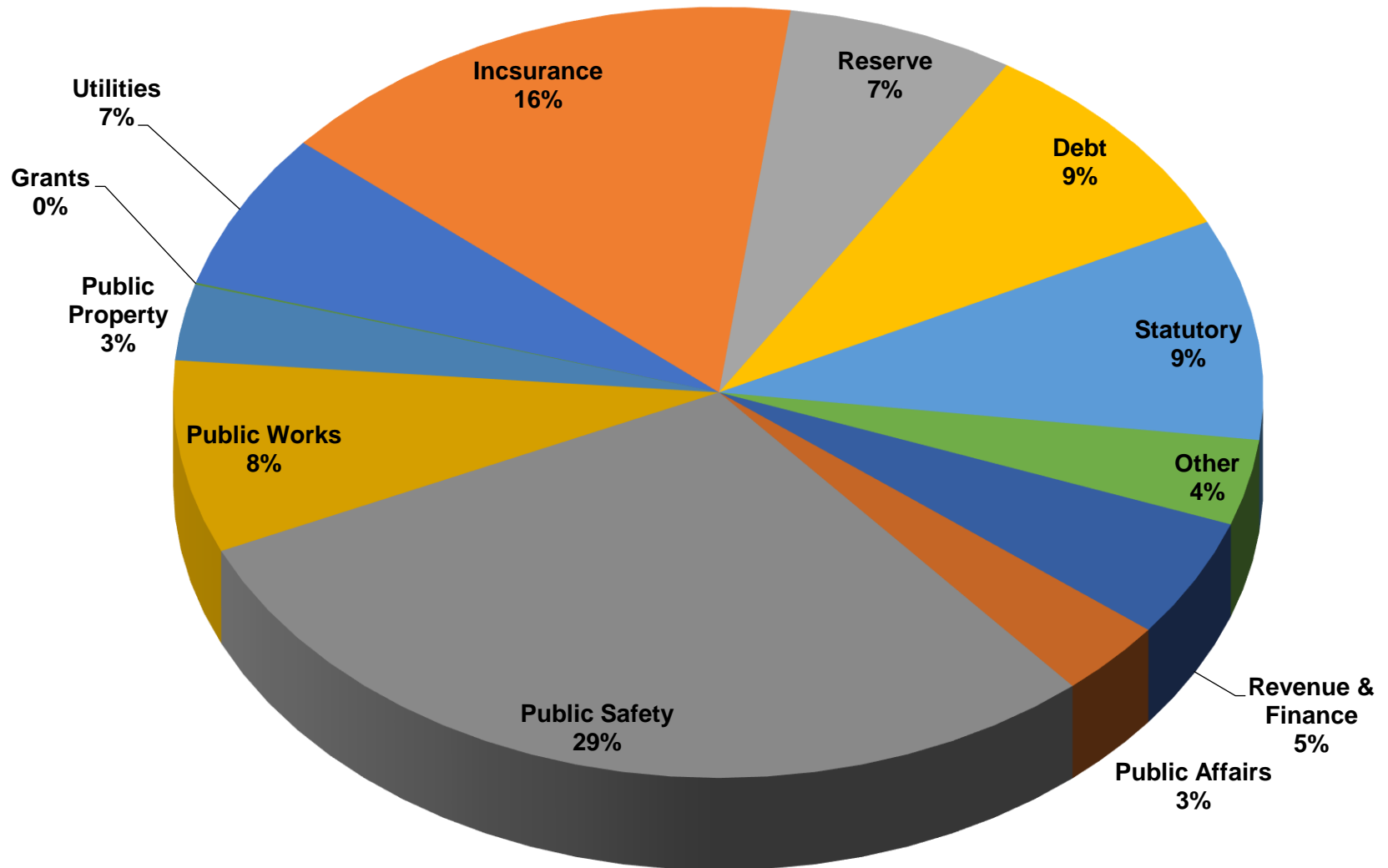
Analysis of General Operations

Summary of Appropriations		2021 Budget	Final 2020 Budget
1.	Operating Expenses: Salaries & Wages	12,822,135.00	12,584,792.00
	Other Expenses	12,965,160.00	13,836,865.19
2.	Deferred Charges & Other Appropriations	3,186,348.00	3,004,861.00
3.	Capital Improvements	50,000.00	50,000.00
4.	Debt Service (Include for School Purposes)	3,096,482.00	3,288,212.00
5.	Reserve for Uncollected Taxes	2,271,708.00	2,217,456.89
	Total General Appropriations	34,391,833.00	34,982,187.08
	Total Number of Employees	236	236

2021 Budget by Commissioner

	% of Budget	2021	2020	DIFFERENCE
Revenue & Finance	5%	1,718,600.00	1,697,825.00	20,775.00
Public Affairs	3%	1,105,900.00	1,125,100.00	(19,200.00)
Public Safety	29%	10,142,117.00	9,713,275.00	428,842.00
Public Works	8%	2,776,120.00	2,787,022.00	(10,902.00)
Parks & Public Property	3%	1,097,100.00	1,036,600.00	60,500.00
Fixed Costs:				-
Grants	0%	25,000.00	25,000.00	-
Utilities	7%	2,275,900.00	2,279,500.00	(3,600.00)
Insurance	16%	5,464,000.00	5,126,000.00	338,000.00
Reserve-Taxes	7%	2,324,808.00	2,217,456.89	107,351.11
Debt	9%	3,043,382.00	3,288,212.00	(244,830.00)
Statutory	9%	3,186,348.00	2,959,861.00	226,487.00
Other	4%	1,232,558.00	1,255,740.00	(23,182.00)
	100%	34,391,833.00	33,511,591.89	880,241.11

2021 General Operations



Budgeted Full Time Positions

<u>YEAR</u>	<u>Police</u>	<u>Fire</u>	<u>Other</u>	<u>Total</u>
CY15	74	13	108	195
CY16	76	14	108	198
CY17	79	14	110	203
CY18	84	15	118	217
CY19	84	15	120	219
CY20	84	32	120	236
CY21	85	33	119	237

2021 BUDGET ANALYSIS PENSION

- PERS

YEAR	TOTAL	INCREASE/DECREASE
CY15	543,000.00	
CY16	637,201.00	94,201.00
CY17	778,578.00	141,377.00
CY18	781,207.00	2,629.00
CY19	786,281.00	5,074.00
CY20	792,551.00	6,270.00
CY21	906,031.00	113,480.00

- PFRS

YEAR	TOTAL	INCREASE/DECREASE
CY15	1,454,981.00	
CY16	1,614,518.00	159,537.00
CY17	1,515,928.00	(98,590.00)
CY18	1,572,391.00	56,463.00
CY19	1,639,610.00	67,219.00
CY20	1,761,599.00	189,208.00
CY21	1,996,348.00	356,738.00

2021 BUDGET ANALYSIS

HEALTH INSURANCE

YEAR	APPROPRIATION	DIFFERENCE
CY14	\$4,302,200	232,000
CY15	\$4,350,927	48,727
CY16	\$4,658,700	307,773
CY17	\$4,682,190	23,490
CY18	\$4,700,500	18,310
CY19	\$4,204,500	(496,000)
CY20	\$4,091,000	(113,500)
CY21	\$4,465,000	374,000

2021 BUDGET ANALYSIS

DEBT SERVICE

YEAR	BUDGET	INCREASE/ (DECREASE)
2015	3,305,444.00	
2016	3,228,594.00	(76,850.00)
2017	3,001,795.00	(226,799.00)
2018	3,294,119.00	292,324.00
2019	3,321,900.00	27,781.00
2020	3,288,212.00	(33,688.00)
2021	3,096,482.00	(191,730.00)